


Temperature limiter
up to 6.3 A
current sensitive
automatic reset



Technical specifications | TMC C series
Version 2.1 EN 2025
Copyright by TMC Sensortechnik GmbH



Description

Temperature protectors of the C series are high performance miniature bimetal switches which can be used in a wide range of applications and different devices. They are specifically designed for the use in electrical windings what makes them the ideal choice for the protection of motors, transformers and chokes. Protectors of this current sensitive series sense the temperature of the protected device, but also respond to the self heating of the current carrying bimetal disc. This characteristic significantly reduces temperature overswinging, if the switch is used in the windings main current circuit. The contacts open in a snap action when reaching the cut off temperature and close again automatically when the temperature decreases to the reset temperature. Numerous customizations extend the spectrum of applications.

Customer specific solutions

Our creative R&D team turns your ideas into innovative products. Please contact us.

Highest pressure resistance

by ideally domed housing and mechanically decoupled switching mechanism

Thermally solid connections

by welded wire connections

Constant dimensions

by front side mounted wires for all wire cross sections

PCB application

by integrated THT- and SMD terminals

Position-independent use

by symmetrical design

Electromagnetic shielding

by ferromagnetic housing

Constant resistance

by optimal contact material, high contact pressure and sliding contacting

Consistent high quality level

by fully automated production with integrated monitoring



TMC product range overview

Temperature limiter:

Product design	Feature	Application	Series
	automatic reset	up to 250 mA	F
	automatic reset	up to 6,3 A	C
	selfhold	up to 10 A	R
	automatic reset	up to 12 A	H

Temperature sensors:

Product design	Version	Features	Series
	PTC	sudden change of resistance	M
	Pt100 / Pt1000 NTC	consistent dimensions	S
	Platinum sensor	extremely precise	PT

Imprint

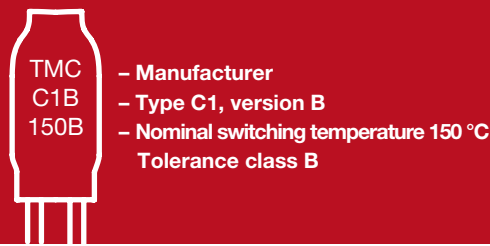
TMC Sensortechnik GmbH, Westliche Gewerbestraße 3, D-75015 Bretten
Phone +49 (0) 72 52/9431 - 0, Fax +49 (0) 72 52/9431 - 31, www.tmc.eu

Authorized to represent: Dr. Heino Freudenberg
Companies register: HRB240551
VAT ID: DE174308309
Tax No: 30045/35304

Subject to change without notice. Errors and omissions excepted. No liability for improper use of the products or violation of third-party rights. With publication of this data sheet all previous versions are invalid.
Edition 07/25



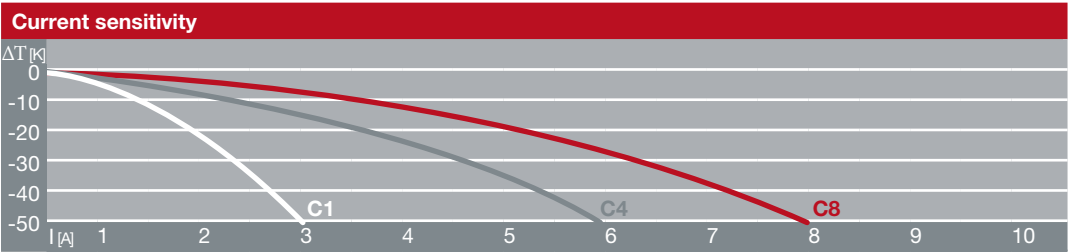
Temperature limiter
C series
Technical specifications



Specifications

Type	C1	C4	C8
Contact version	Normally closed (nc), snap action		
Switching cycles	10.000 cycles		
AC cos φ = 1,0	2,5 A/250 V	2,5 A/250 V	6,3 A/250 V
AC cos φ = 0,6	1,6 A/250 V	1,6 A/250 V	6,3 A/250 V
	0,5 A/500 V*		
DC resistive	1,6 A/24 V*		
	1,25 A/48 V*		
Switching cycles	3.000 cycles		
AC cos φ = 1,0	6,3 A/250 V*	6,3 A/250 V*	10 A/250 V*
Current sensitivity	high	medium	low
Nominal switching temperature (NST)	in 5 K steps		
Standard	70 °C ... 200 °C**	70 °C ... 160 °C**	70 °C ... 160 °C**
Approved	50 °C ... 180 °C	50 °C ... 180 °C	70 °C ... 160 °C
NST tolerance	± 5 K (code letter B)**		
Reset temperature (RST)	40 K ± 15 K below NST (> 35 °C)		
Resistance	< 150 mΩ	< 50 mΩ	< 50 mΩ
Contact bouncing time	< 1 ms		
Pressure resistance	max 600 N*		
Dielectric strength	2 kV		
Ambient temperature	T180		
Protection level	IP00**		
Protection class	Suitable for use in devices of class I & II		
Principle of operation at degree of contamination	Type B: clean Type C: normal		

* TMC measurement ** different values on request



Depends on thermal coupling, wire dimensions, environmental influences.

Versions

Version W	Version B	Version L	Version S
Switch not insulated	Switch insulated	Switch not insulated	Switch not insulated
Leads: stranded, solid	Leads: stranded, solid	Connectors: Pin	Connectors: SMD

Dimensions in mm. Resistance to vacuum impregnation on request.

Wires

Standard		
Type (Insulation)	up to 150 °C: ISO F over 155 °C: ISO H	
Length	100 mm / 300 mm	
Stripped length	5 mm	
Cross section	0,25 mm² (C1, C4), 0,5 mm² (C8)	
Operating voltage	450 V / 600 V	

Alternative or UL listed wires on request.

Approvals

Institute	Standard	Number
VDE	EN60730	40024298
		40024280
UL	UL60730	E326354
		E173279
CQC	GB14536	CQC24002456456
		CQC24002456455
		CQC24002456445
		CQC24002455659

Ordering example for standard version

C8B - 150B - 100/100	
	Wire length (100 mm/100 mm) Tolerance (B = ± 5 K) Nominal switching temperature (150 °C) Version (B = Switch insulated) C series, type C8

Options

Encapsulated	In alloy housing	With plastic cap	Mounting clip
up to IP65 	Encapsulated, up to IP65 		
Leads: stranded, solid	Leads: stranded, solid	Connectors: Pin	For version B

Dimensions in mm. Further options on request.

Connectors	Wiring	Example: Triplet version B
- Wire end sleeves - Wire end eyelets - Push-on contacts - Snap-on contacts	- Multiple wirings - Customized special designs	

Please contact us for customer specific solutions.